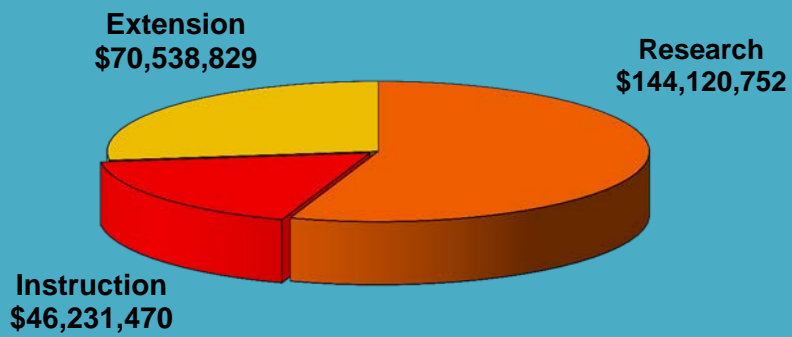
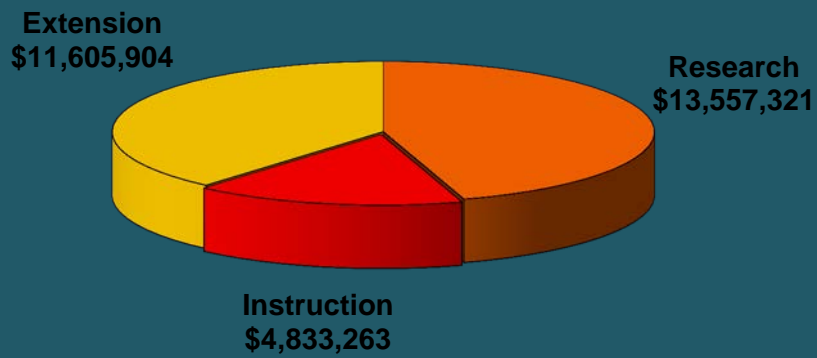


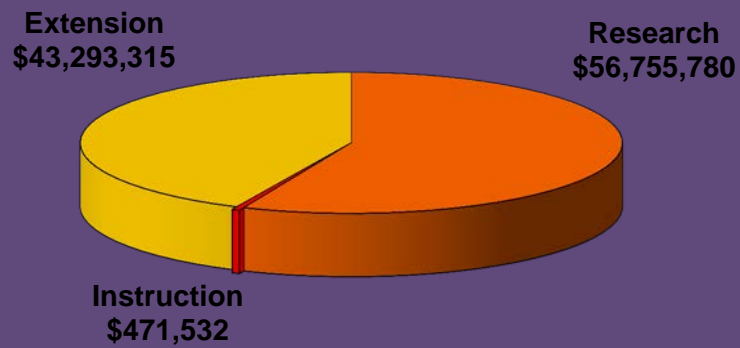
## 2013 Total University



## 2013 General University

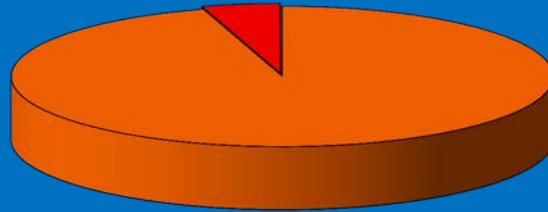


## 2013 Agriculture



## 2013 Art and Sciences

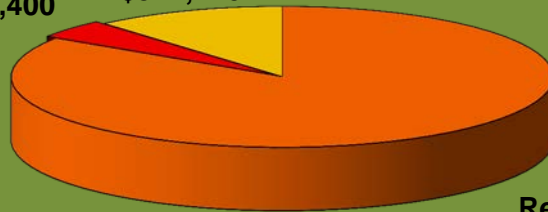
Instruction \$1,290,304    Extension \$9,139



Research \$26,306,541

## 2013 Spears School of Business

Instruction \$210,400    Extension \$547,420

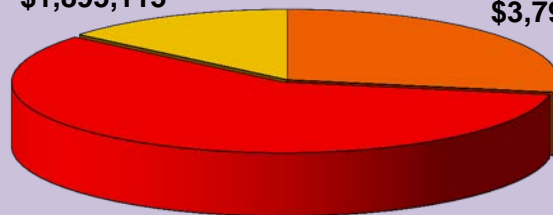


Research \$4,042,123

## 2013 Center for Health Sciences

Extension \$1,895,115

Research \$3,790,232




Instruction \$7,925,793

## 2013 Education

Extension  
\$717,784

Research  
\$446,994

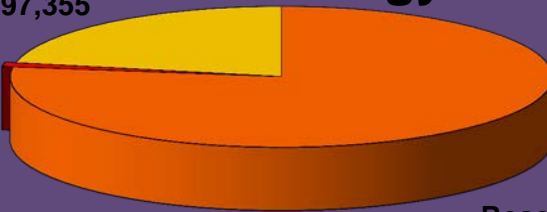


Instruction  
\$7,258,580

## 2013 Engineering, Architecture, and Technology

Extension  
\$5,997,355

Instruction  
\$263,438

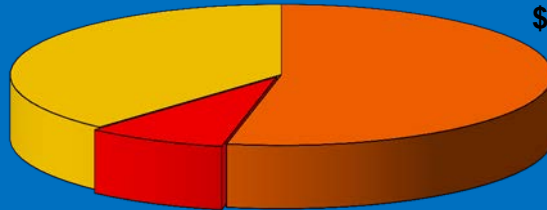


Research  
\$21,213,275

## 2013 Human Sciences

Extension  
\$2,615,543

Research  
\$3,631,336

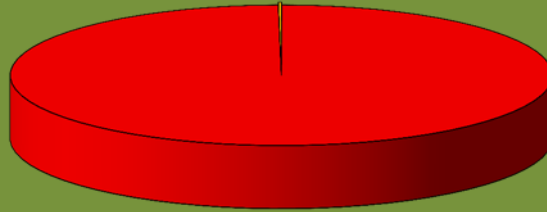


Instruction  
\$575,639

## 2013 Oklahoma City

Research  
-\$870

Extension  
\$20,683

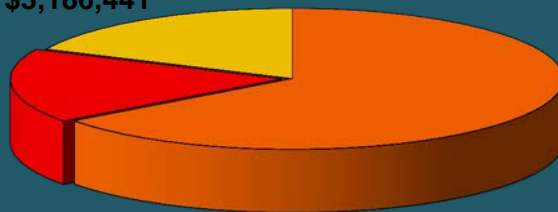


Instruction  
\$11,301,633

## 2013 Veterinary Health Sciences

Extension  
\$3,186,441

Instruction  
\$2,999,751



Research  
\$11,397,070

## 2013 Tulsa

Instruction  
\$1,282,333

Extension  
\$97,511

Research  
\$2,978,040

